



www.geneseestem.com

5240 Calkins Road
Flint, MI 48532
(810) 600-6466

Rita Cheek – Superintendent
rita.cheek@geneseestem.com

Kimberly Coulter – Principal
kimberly.coulter@geneseestem.com

School Annual Education Report (AER) Cover Letter

May 4, 2018

Dear Parents and Community Members:

We are pleased to present you with the Annual Education Report (AER) which provides key information on the 2016-17 educational progress for Genesee STEM Academy. The AER addresses the complex reporting information required by federal and state laws. The school's report contains information about student assessment, accountability, and teacher quality. If you have any questions about our AER, please contact Mrs. Kimberly Coulter, principal for assistance.

The AER is available for you to review electronically by visiting the following web site [AER Data](#) located on the left side links, or you may review a copy in the main office at your child's school.

For the 2016-17 year, schools were identified using new definitions and labels as required in the Every Student Succeeds Act (ESSA). A Targeted Support and Improvement (TSI) school is one that has at least one underperforming student subgroup. An Additional Targeted Support (ATS) school is one that has three or more underperforming student subgroups. A Comprehensive Support and Improvement (CSI) school is one whose performance is in the lowest 5% of all schools in the state. Some schools are not identified with any of these labels. In these cases, no label is given.

Our school was identified as a Comprehensive Support and Improvement school.

Genesee STEM Academy's key challenge, as indicated from the 2016-2017 data from the Combined Report, is to improve students overall performance in ELA, math, science, and social studies. Our goal is to increase the number of students' proficient or advance in all core areas. Based on the M-STEP data from the 2016-2017 Combined Report science core content has been identified as our weakest performance area. The key initiatives that we are implanting to address the challenges include providing additional supplemental resources to assist students and teachers with instructional strategies to improve student performance. Our School Improvement Plan identifies the goals, strategies, and activities to meet our academic and social challenges students encounter. We are working collaboratively in a partnership with MDE, GISD, and SVSU to improve our student performance as measured by the M-STEP core standards.

State law requires that we also report additional information.

Genesee STEM Academy Mission

The mission of Genesee STEM Academy is to provide a safe, nurturing environment for students to develop a passion for lifelong learning, a strong academic foundation, and exposure to the key fields of science and technology, engineering, and math.

1. PROCESS FOR ASSIGNING PUPILS TO THE SCHOOL

Genesee STEM Academy offers open enrollment through-out the year. We utilize the Lottery system; providing first choice to currently enrolled students and then siblings. We began a screening process to determine an educational plan to meet the needs of new enrolled students. Students take the NWEA MAP screening in reading and math to determine their norm grade level performance placement, key strengths and weakness areas, providing data for staff to develop appropriate educational plans.

2. THE STATUS OF THE 3-5 YEAR SCHOOL IMPROVEMENT PLAN

We are at various stages in implementing our School Improvement Plan (SIP). Our yearly SIP evaluation, Comprehensive Needs Assessment (CNA), and Program evaluation provides the team with data to make necessary modifications to best serve our students, staff, and parents. Based on this year's M-STEP data we will include additional goals and strategies to meet the needs of all subgroups and improve our student performance in all core areas. Our School Improvement Plan is a working document and can be located on our website for your review.

3. A BRIEF DESCRIPTION OF EACH SPECIALIZED SCHOOL

Genesee STEM Academy is a K-12 program starting with K-5 (2013) and adding an additional grade each year. We are currently proudly serving grades K-9, and looking forward to next year 201-19 10th grade class. Genesee STEM Academy's curriculum focus is in the core content areas of **Science, Technology, Engineering, and Math** with an emphasis on project-based learning. We have an extended school year calendar with students attending 190 school days.

4. IDENTIFY HOW TO ACCESS A COPY OF THE CORE CURRICULUM, A DESCRIPTION OF ITS IMPLEMENTATION, AND AN EXPLANATION OF THE VARIANCES FROM THE STATE'S MODEL

Genesee STEM Academy's curriculum can be accessed on the school's website via www.geneseestem.com at the Family Resource tab. The teachers follow the curriculum pacing guide through the school year which can be found at <https://www.svsu.edu/supo/curriculumassessmentinstruction/curriculum/rough>. The only variance from the state's model is the use of the Next Generation Science Standards (NGSS) which was adopted by the state last year and Elementary in Engineering (EiE) which are implemented throughout the grade levels and aligned to our school focus.

5. THE AGGREGATE STUDENT ACHIEVEMENT RESULTS FOR ANY LOCAL COMPETENCY TESTS OR NATIONALLY NORMED ACHIEVEMENT TESTS

Our school participates in the state required M-STEP criterion reference test, which assesses students' performance 3rd-8th in ELA, math, science and social studies. Our performance data can be found following the link provided (MI School Data website) at: <https://goo.gl/VpVj9g>. Genesee STEM Academy students take the NWEA MAP a Norm Referenced test three times a year, fall, winter and spring. Below is the projected growth summaries for grades K-8th reading and

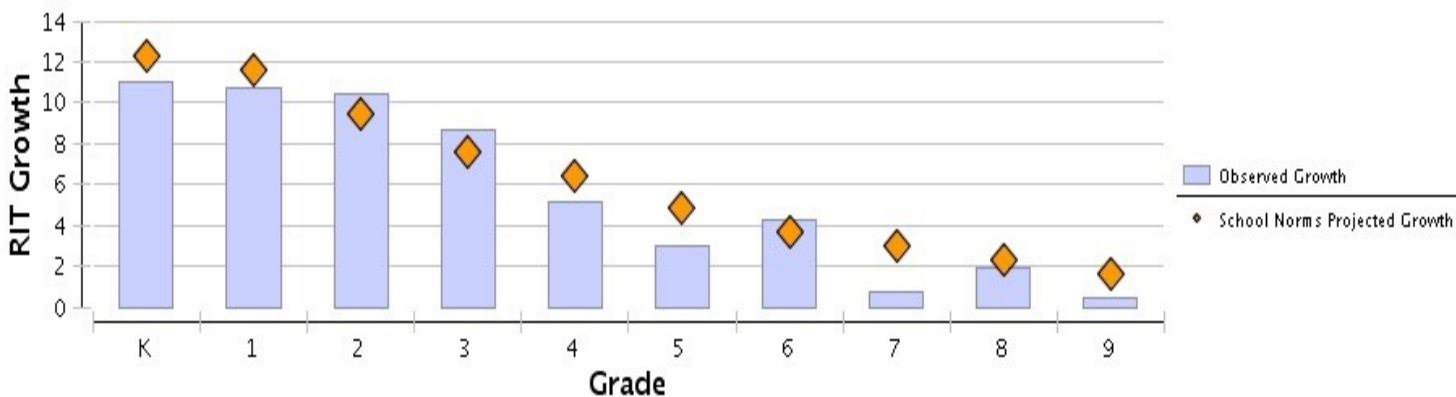
math, and 3rd-8th science. The aggregate student achievement results for students meeting or exceeding our projected growth on our NWEA MAP Achievement scores are as follows:

Genesee STEM Academy (Adjust Chart numbers aren't aligned especially Growth Evaluated section)

Mathematics

Grade (Winter 2018)	Winter Growth Count	Comparison Periods			Growth	Growth Evaluated Against										
		Fall 2018		Winter 2018		School Norms		Student Norms								
		Mean RIT	SD Percentile	Mean RIT	SD Percentile	Observed Observed Growth Growth SE	Projected Growth	School School Conditional Growth Index Percentile	Count with Projection	Count Met	Student Median Percent	Conditional Projection Growth Percentile				
K	27	132.2	9.7	13	143.2	14.5	10	11.0	2.1	12.3	-0.79	21	27	15	56	56
1	38	154.5	13.2	8	165.2	10.9	7	10.7	1.5	11.6	-0.50	31	38	14	37	34
2	29	170.6	10.0	14	181.0	9.6	18	10.4	1.4	9.5	0.56	71	29	14	48	41
3	34	178.1	10.3	2	186.8	11.3	3	8.7	1.2	7.6	0.90	82	34	19	56	49
4	35	194.3	12.9	11	199.5	14.1	8	5.2	1.1	6.4	-0.93	18	35	14	40	40
5	28	196.6	11.0	2	199.6	11.0	1	3.0	1.2	4.9	-1.28	10	28	9	32	23
6	22	200.1	14.5	1	204.4	15.9	1	4.3	1.4	3.7	0.45	68	22	9	41	27
7	13	208.9	11.8	4	209.7	10.3	2	0.8	2.0	3.0	-1.86	3	13	3	23	23
8	14	212.3	9.2	6	214.2	9.2	5	1.9	1.7	2.3	-0.34	37	14	7	50	42
9	11	220.2	16.6	14	220.6	17.3	11	0.5	1.6	1.6	-0.88	19	11	3	27	41

Mathematics

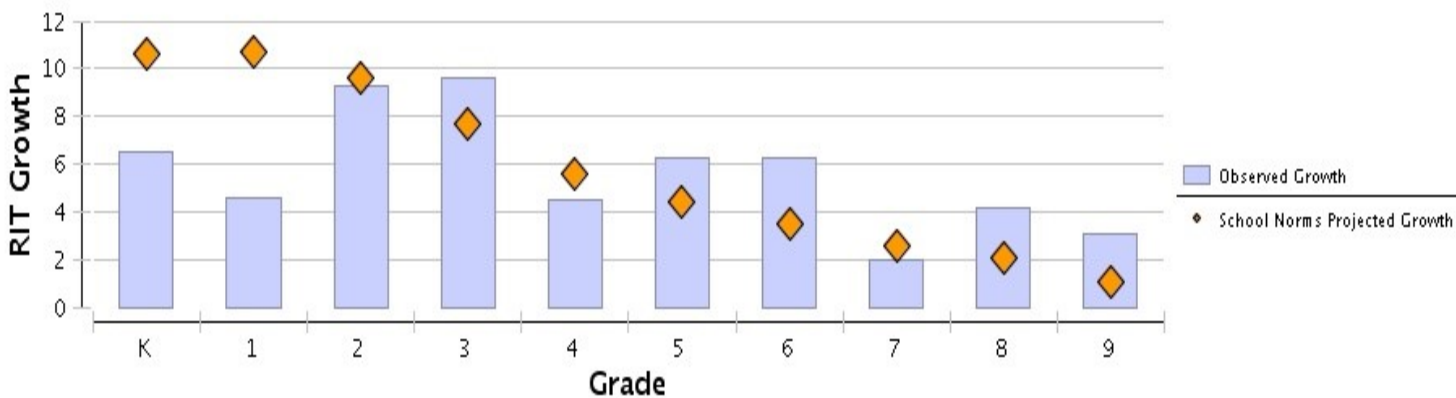


Genesee STEM Academy

Reading

Grade (Winter Growth 2018)	Winter Growth Count	Comparison Periods						Growth Evaluated Against											
		Fall 2018			Winter 2018			Growth			School Norms			Student Norms					
		Mean RIT	SD	Percentile	Mean RIT	SD	Percentile	Observed Growth	SE	Projected Growth	School School	Conditional Growth	Index Percentile	Count with Projection	Count Met	Median	Percent	Conditional Projection	Projection Growth Percentile
K	28	137.1	6.8	26	143.5	11.2	9	6.5	1.9	10.6	-	1	28	10	36	27	2.56		
1	37	153.2	13.0	10	157.8	13.8	1	4.6	1.6	10.7	-	1	37	10	27	15	3.82		
2	30	162.4	13.6	3	171.6	13.3	3	9.3	1.0	9.6	-	39	30	12	40	41	0.28		
3	37	175.9	13.0	3	185.5	13.8	6	9.6	1.0	7.7	1.63	95	37	23	62	58			
4	37	192.0	16.7	17	196.6	17.3	14	4.5	1.3	5.6	-	16	37	16	43	40	1.00		
5	34	193.4	12.6	3	199.7	11.7	5	6.3	1.5	4.4	1.89	97	34	20	59	55			
6	17	191.7	16.5	1	198.0	15.5	1	6.3	1.6	3.5	2.56	99	17	9	53	57			
7	13	206.2	15.2	10	208.2	13.4	9	2.0	1.4	2.6	-	30	13	6	46	42	0.54		
8	13	206.6	10.1	8	210.8	10.8	13	4.2	1.5	2.1	1.64	95	13	9	69	59			
9	11	214.7	18.3	22	217.8	15.4	32	3.1	2.4	1.1	1.52	94	11	8	73	63			

Reading

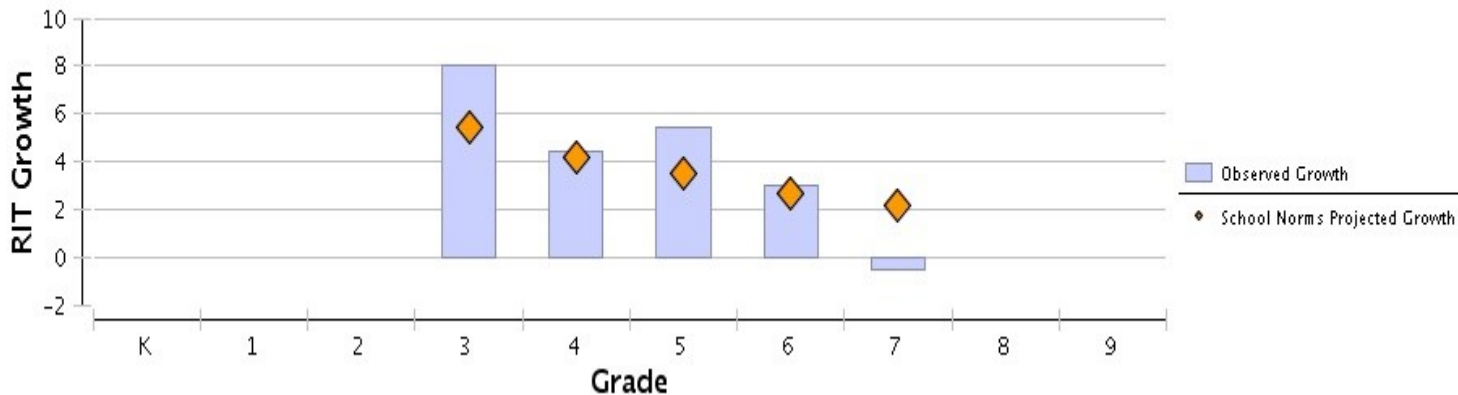


Genesee STEM Academy

Science - General
Science

	Comparison Periods					Growth Evaluated Against												
	Fall 2018		Winter 2018		Growth	School Norms			Student Norms									
Grade (Winter Growth 2018)	Count	Mean RIT	SD	Percentile	Mean RIT	SD	Percentile	Observed Growth	SE	Projected Growth	Conditional Growth	Index Percentile	Count with Projection	Count Met	Median	Percent	Conditional Projection	Projection Growth Percentile
K	0	**			**			**					**					
1	0	**			**			**					**					
2	0	**			**			**					**					
3	37	181.5	9.0	14	189.4	9.1	28	8.0	1.0	5.4	2.08	98	37	24	65	62		
4	36	192.4	12.0	33	196.8	11.7	35	4.4	1.2	4.2	0.21	58	36	18	50	46		
5	26	193.8	9.1	10	199.2	8.8	19	5.4	1.9	3.5	1.74	96	26	14	54	48		
6	14	194.5	12.1	4	197.5	13.0	4	3.0	2.1	2.7	0.32	62	14	9	64	63		
7	12	200.2	9.0	9	199.7	9.1	4	-0.5	1.6	2.2	-3.41	1	12	2	17	22		
8	4	*			*			*					*					
9	9	*			*			*					*					

Science - General Science



6. IDENTIFY THE NUMBER AND PERCENT OF STUDENTS REPRESENTED BY PARENTS AT PARENT-TEACHER CONFERENCES

Genesee STEM Academy had three parent conferences for the 2015-16 school year. We had the following participation for parent/teacher/student conferences: Fall 94%; Winter 91%. The Spring conference was designated for students not meeting grade level standards. Our goal is always to have 100% participation.

In closing we celebrate the transition to our new location 5240 Calkins Road, Flint Township. Our motto, "Teamwork Makes a Dream Work", is imperative to our success. This year we have been blessed to add new wonderful partnerships to our family! We celebrate the collaborative partnerships established with Kettering University, University of Michigan-Flint, Mott Community College, Michigan State University Extension, HOPE Network GISD, Ford Motors Body Parts Division, STEMNETICS, Genesee Health Systems, STEMletics, Genesee Conservation, Consumer Energy, Boys & Girls Club, Resurrection Reformed Church, American Red Cross, Girls Scouts of Southeastern Michigan, Boys Scouts of America, Institute of R.H.Y.M.E.S., Delta Sorority, Worthy Girl, and Elga Credit Union. We continue to work with our authorizer, Saginaw Valley State University as they provide outstanding leadership and guidance to support the mission and vision of Genesee STEM Academy. We sincerely appreciate the parent and community support of our curriculum-based family events that set a high bar for parental and community involvement. We are looking forward to our stakeholders continued collaboration with Genesee STEM Academy as we strive to be the premiere STEM school in Michigan.

Sincerely,

Kimberly Coulter
Principal Genesee STEM Academy